

United
States
of
America

To Promote the Progress

of Science and Useful Arts

The Director

*of the United States Patent and Trademark Office has received
an application for a patent for a new, original, and ornamental
design for an article of manufacture. The title and description
of the design are enclosed. The requirements of law have been
complied with, and it has been determined that a patent on the
design shall be granted under the law.*

Therefore, this United States

Patent

grants to the person(s) having title to this patent the right to exclude others from making, using, offering for sale, or selling the design throughout the United States of America or importing the design into the United States of America for the term set forth by law.

Katherine Kelly Vidal

DIRECTOR OF THE UNITED STATES PATENT AND TRADEMARK OFFICE

Maintenance Fee Notice

No maintenance fees are required in design patents.

Patent Term Notice

If the application for this patent was filed on or after May 13, 2015, the term of this patent is 15 years from the date of grant of this patent, subject to any disclaimer under 35 U.S.C. 253. If the application for this patent was filed prior to May 13, 2015, the term of this patent is 14 years from the date of grant of this patent, subject to any disclaimer under 35 U.S.C. 253.



US0D1022167S

(12) **United States Design Patent**
Bao

(10) **Patent No.:** **US D1,022,167 S**

(45) **Date of Patent:** **** Apr. 9, 2024**

(54) **SPACE HEATER**

(71) Applicant: **Shenzhen Keeway Technology Co., Ltd.**, Shenzhen (CN)

(72) Inventor: **Guoqiang Bao**, Shenzhen (CN)

(73) Assignee: **Shenzhen Keeway Technology Co., Ltd.**, Shenzhen (CN)

(**) Term: **15 Years**

(21) Appl. No.: **29/878,180**

(22) Filed: **Jun. 16, 2023**

(51) **LOC (14) Cl.** **23-03**

(52) **U.S. Cl.**
USPC **D23/335**

(58) **Field of Classification Search**

USPC D23/314, 317, 329, 330, 331, 332, 333,
D23/334, 335, 336, 337, 338, 339, 340,
D23/341, 342, 352, 351, 356, 360, 362,
D23/364, 370, 378

CPC F24D 19/06; F24D 19/1084; F24H 3/00;
F24H 3/002; F24H 3/04; F24H 3/0411;
F24H 3/0417

See application file for complete search history.

(56) **References Cited**

U.S. PATENT DOCUMENTS

D371,833 S * 7/1996 Jane D23/335
D594,947 S * 6/2009 Lewis D23/314

D639,920 S * 6/2011 Lewis D23/314
D683,002 S * 5/2013 Martin, Sr. D23/329
D850,592 S * 6/2019 Jacobs D23/332

* cited by examiner

Primary Examiner — Ania Aman

(57) **CLAIM**

The ornamental design for a space heater, as shown and described.

DESCRIPTION

FIG. 1 is a perspective view of a space heater showing my new design;

FIG. 2 is a front view thereof;

FIG. 3 is a back view thereof;

FIG. 4 is a left view thereof;

FIG. 5 is a right view thereof;

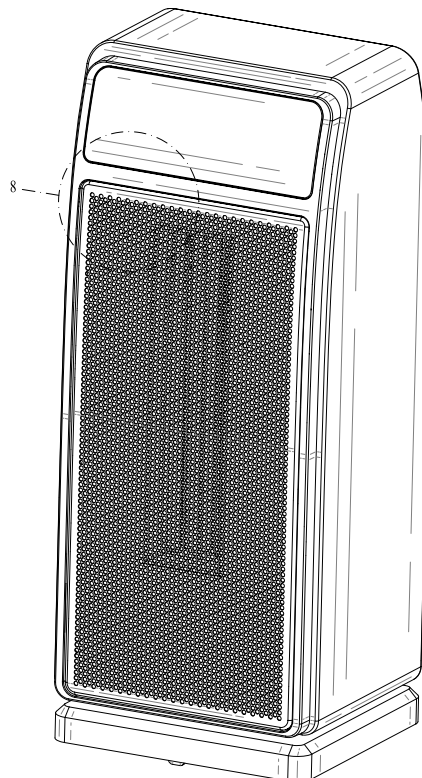
FIG. 6 is an enlarged top view thereof;

FIG. 7 is an enlarged bottom view thereof;

FIG. 8 is an enlarged view of the encircled area 8 of FIG. 1; and,

FIG. 9 is an enlarged view of the encircled area 9 of FIG. 2. The broken lines shown in the drawings depict portions of the space heater that form no part of the claimed design. The dash dot broken lines in FIGS. 1, 2, 8 and 9 represent boundaries of the enlarged portions and form no part of the claimed design.

1 Claim, 9 Drawing Sheets



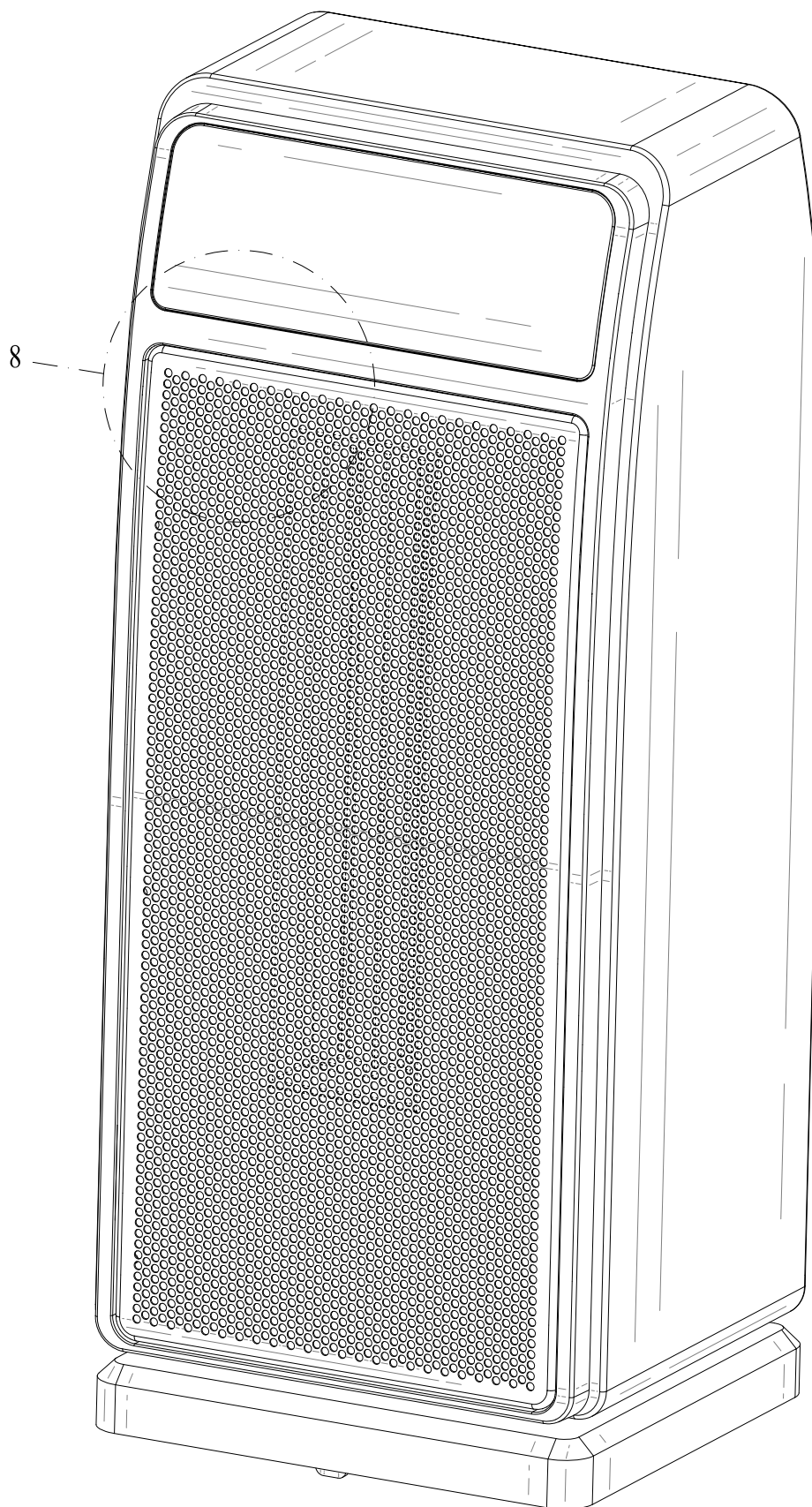


FIG. 1

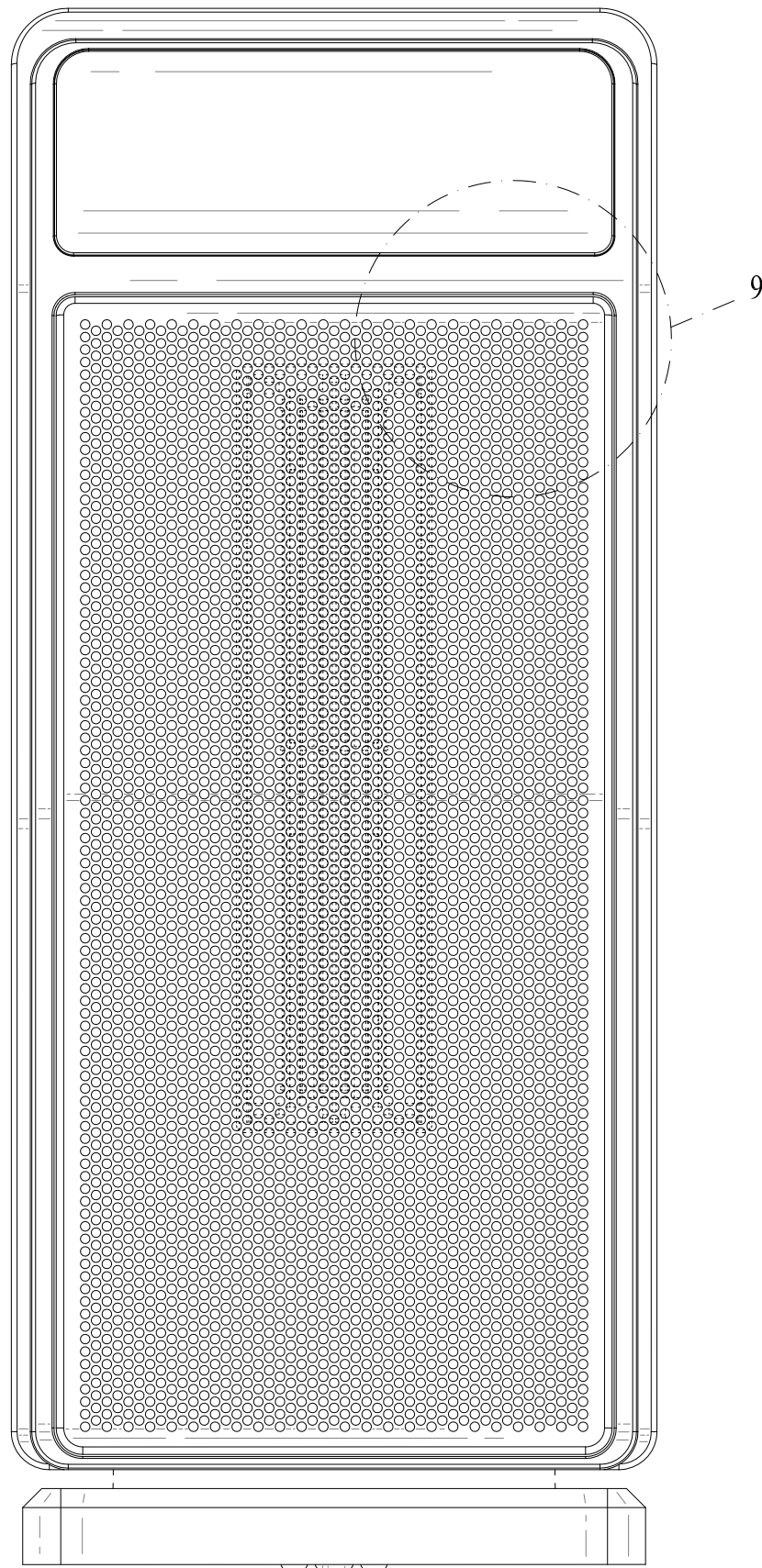


FIG. 2




FIG. 3




FIG. 4




FIG. 5




FIG. 6




FIG. 7

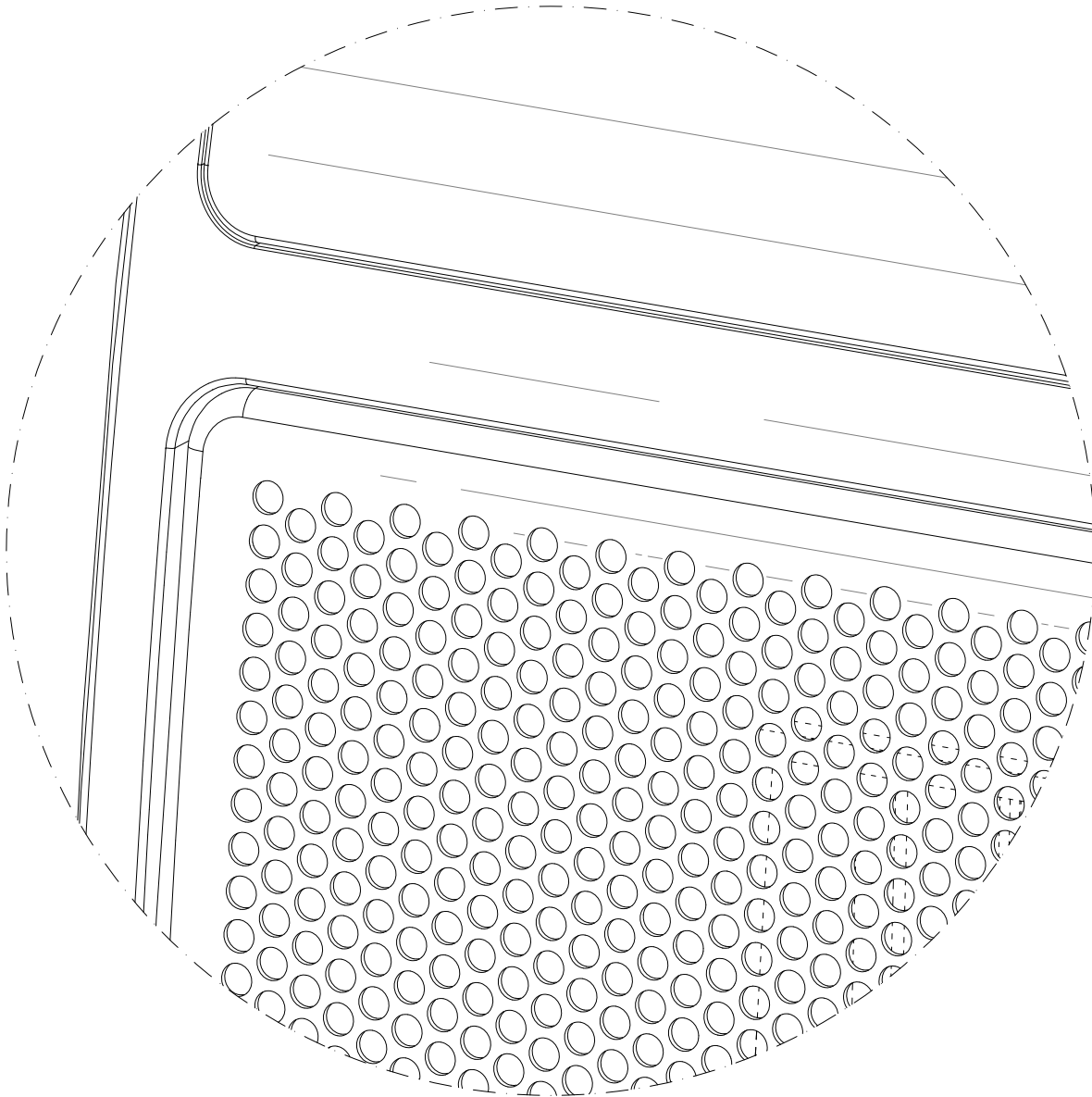


FIG. 8

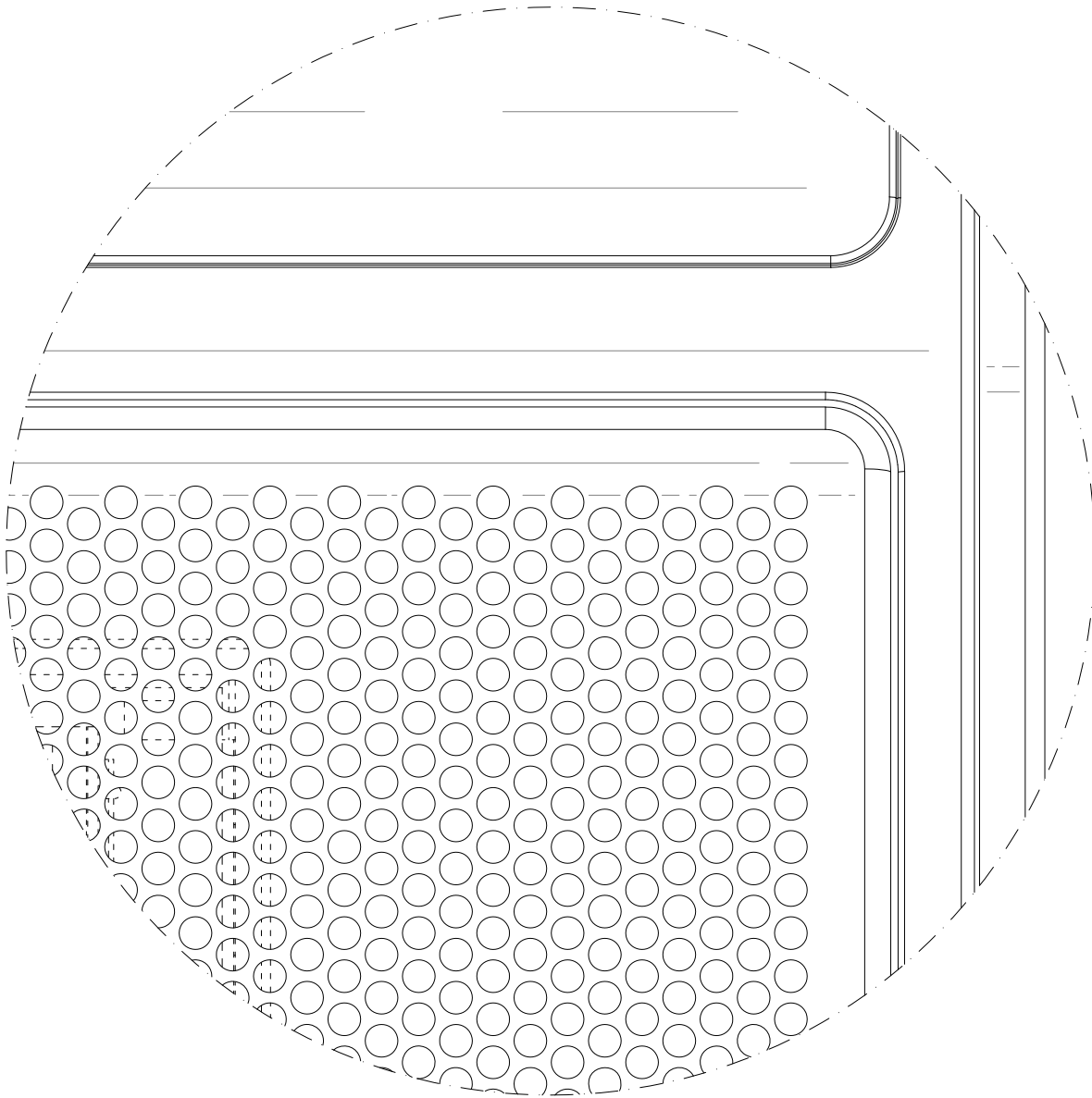


FIG. 9