



US00D878740S

(12) **United States Design Patent** (10) **Patent No.:** **US D878,740 S**  
**Zeng** (45) **Date of Patent:** **\*\* Mar. 24, 2020**

(54) **SOCK**  
(71) Applicant: **Shenzhen Eigday Heating Limited,**  
Shenzhen (CN)  
(72) Inventor: **Xuehui Zeng,** Shenzhen (CN)  
(\*\*) Term: **15 Years**  
(21) Appl. No.: **29/710,697**  
(22) Filed: **Oct. 25, 2019**  
(51) **LOC (12) Cl.** ..... **02-04**  
(52) **U.S. Cl.**  
USPC ..... **D2/980; D24/192**  
(58) **Field of Classification Search**  
USPC ..... D24/192, 200, 213; D2/980-994  
CPC ..... A61N 1/36021; A61N 1/0456; A61N  
1/0492; A61N 1/36014; A61N 1/0484;  
A61F 5/0111; A61F 2002/701; A61F  
2/68; Y10S 2/911; Y10S 128/12  
See application file for complete search history.

D861.903 S \* 10/2019 Cryan ..... D24/200  
10,499,837 B2\* 12/2019 Workman ..... A61B 5/742  
D872.454 S \* 1/2020 Durisch ..... D2/994  
2004/0254624 A1\* 12/2004 Johnson ..... A61N 1/0452  
607/149  
2006/0143801 A1\* 7/2006 Lambertz ..... A41B 11/00  
2/239  
2015/0306387 A1\* 10/2015 Kong ..... A61N 1/36021  
607/62

\* cited by examiner  
*Primary Examiner* — Jennifer L Watkins  
(74) *Attorney, Agent, or Firm* — Jie Yang; ZANIP

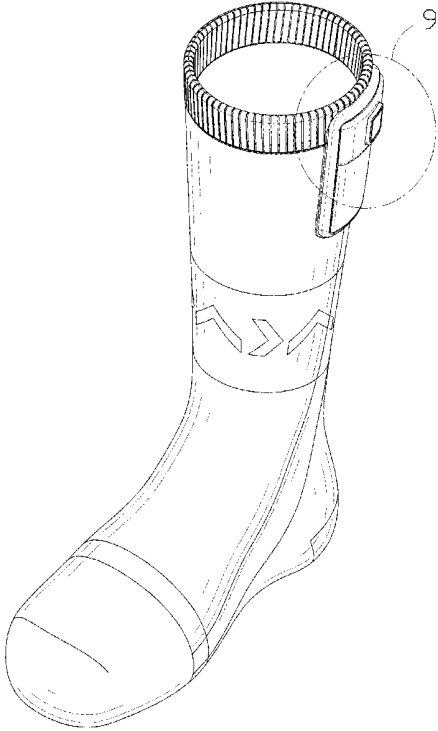
(57) **CLAIM**  
The ornamental design for a sock, as shown and described.

**DESCRIPTION**

FIG. 1 is a front and top perspective view of a sock, showing my new design;  
FIG. 2 is a rear and bottom perspective view thereof;  
FIG. 3 is a front elevational view thereof;  
FIG. 4 is a rear elevational view thereof;  
FIG. 5 is a left side elevational view thereof;  
FIG. 6 is a right side elevational view thereof;  
FIG. 7 is a top plan view thereof;  
FIG. 8 is a bottom plan view thereof; and,  
FIG. 9 is an enlarged view of a portion indicated in FIG. 1. The dash dot dash broken lines shown in the figures are for the purpose of depicting the cut line of the enlarged view and form no part of the claim. The evenly dashed broken lines shown in FIG. 7 are for the purpose of depicting a portion of the sock and form no part of the claim.

(56) **References Cited**  
U.S. PATENT DOCUMENTS  
D578,652 S \* 10/2008 Tabron ..... D24/192  
D627,147 S \* 11/2010 Lambertz ..... D2/994  
D640,462 S \* 6/2011 Daniel ..... D2/980  
D641,969 S \* 7/2011 Loth ..... D2/980  
D643,537 S \* 8/2011 Lee ..... D24/192  
D650,574 S \* 12/2011 Loth ..... D2/980  
D686,738 S \* 7/2013 Tabron ..... D24/192  
D696,855 S \* 1/2014 Knauer ..... D2/980  
D710,084 S \* 8/2014 Roberts ..... D2/988  
D740,014 S 10/2015 Amis  
D821,592 S \* 6/2018 Pham ..... D24/200  
D821,595 S \* 6/2018 Ito ..... D24/200

**1 Claim, 9 Drawing Sheets**



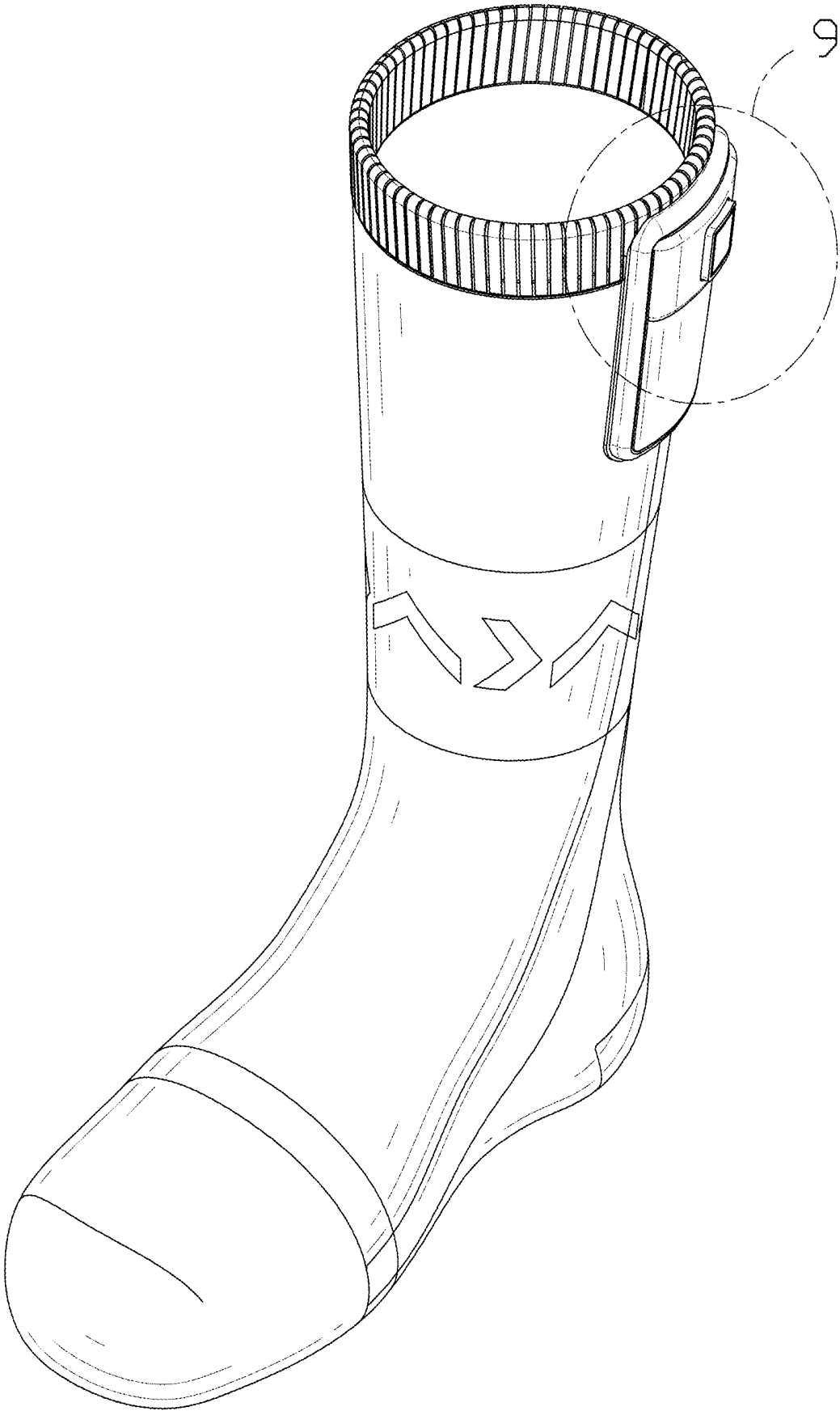


FIG. 1

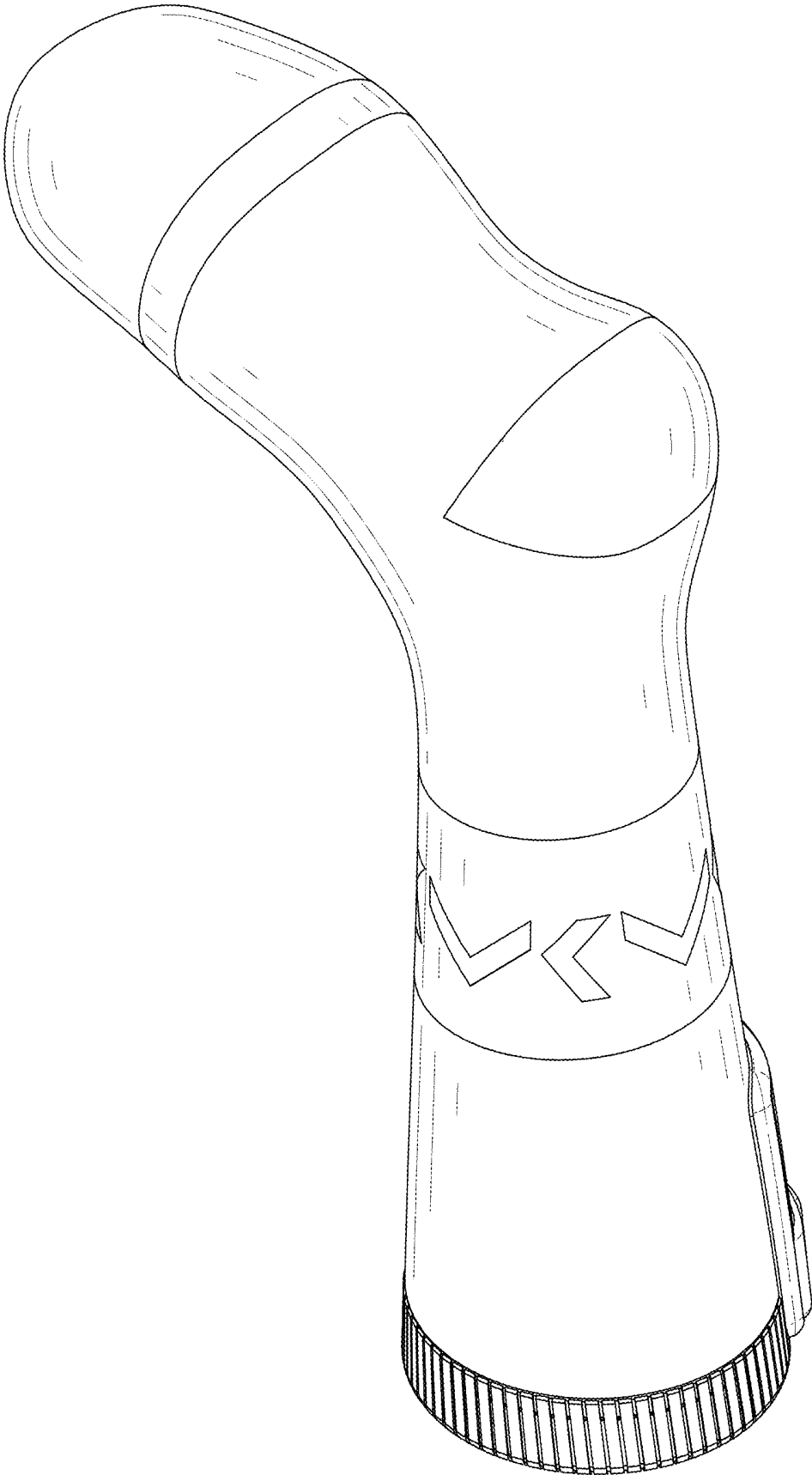


FIG. 2

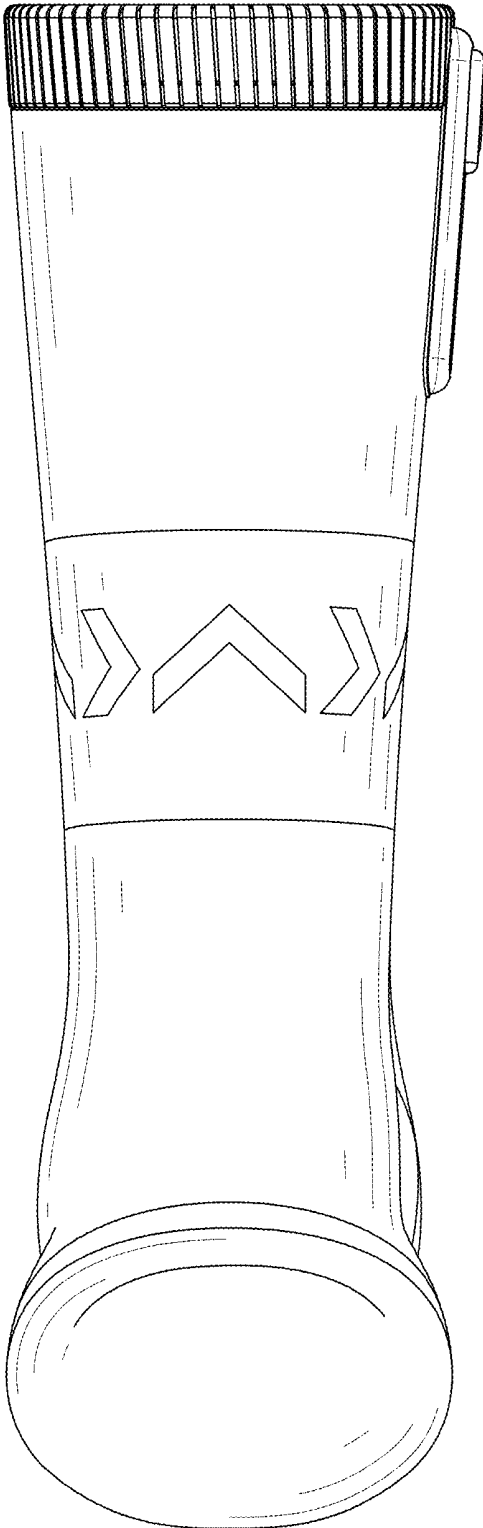


FIG. 3

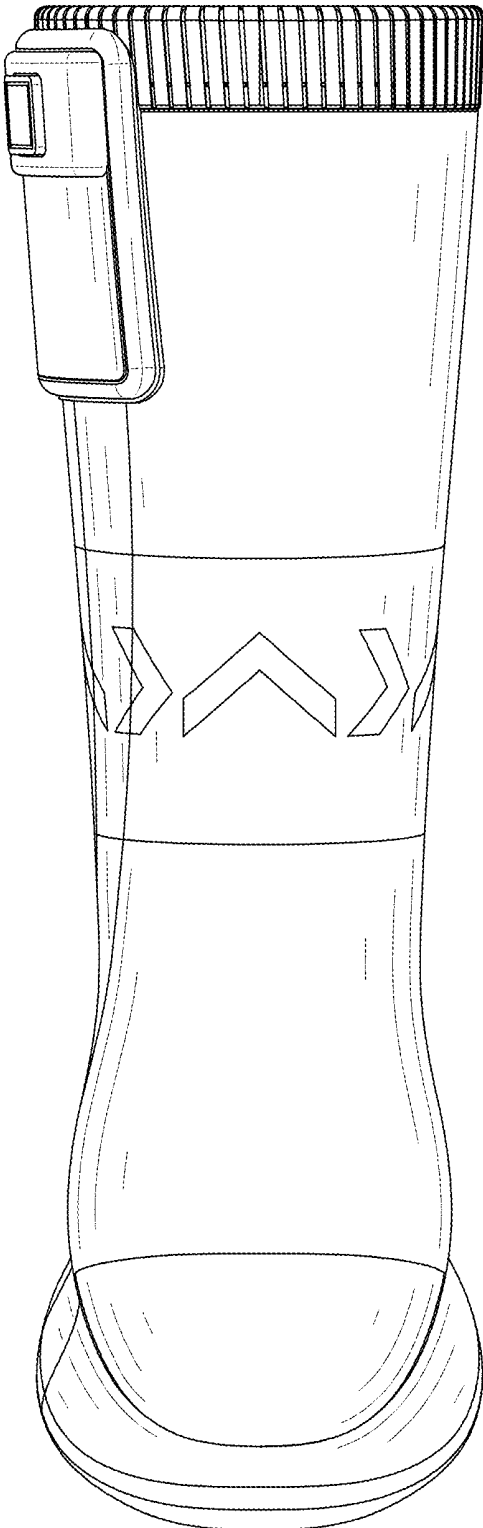


FIG. 4



FIG. 5

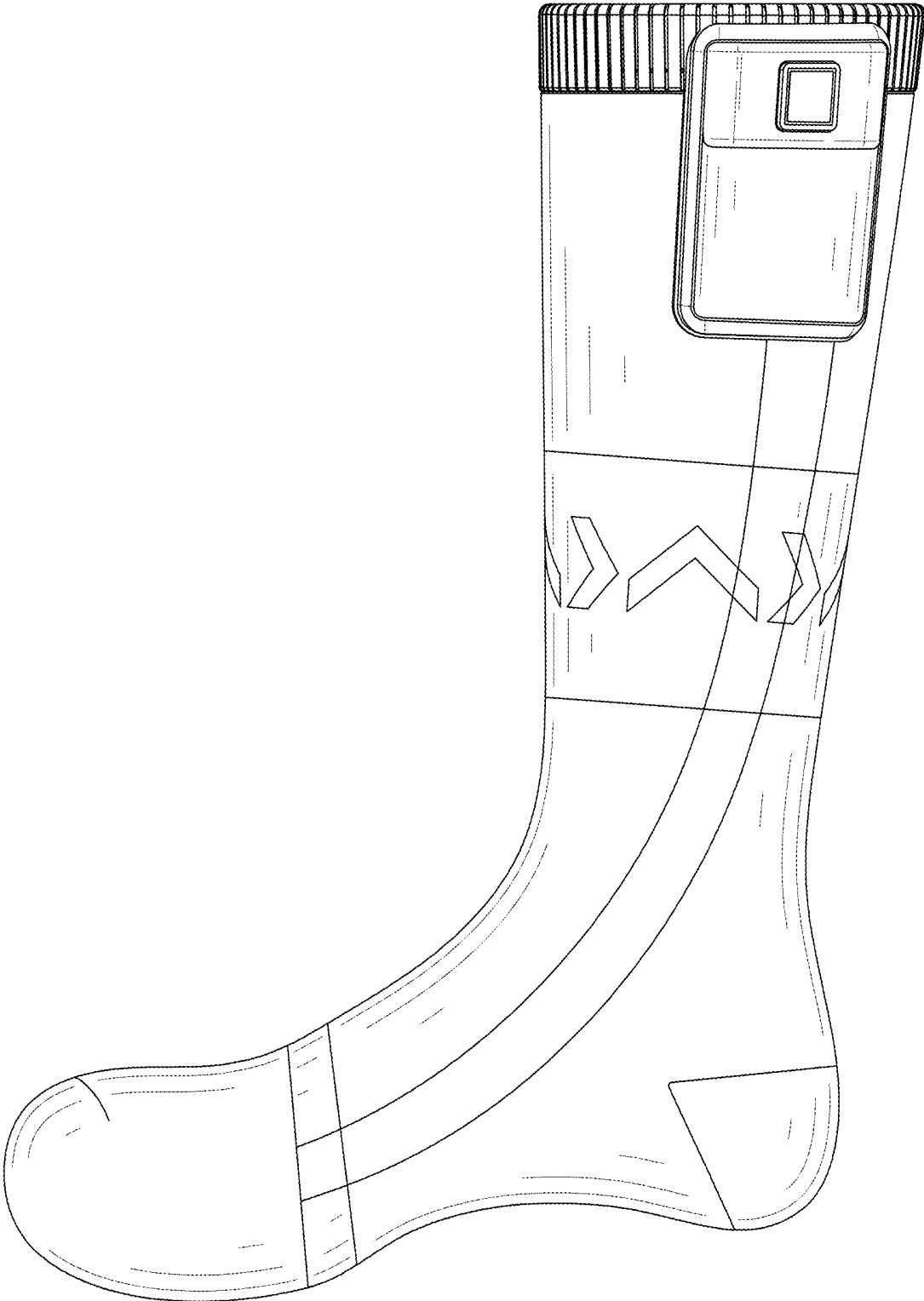


FIG. 6

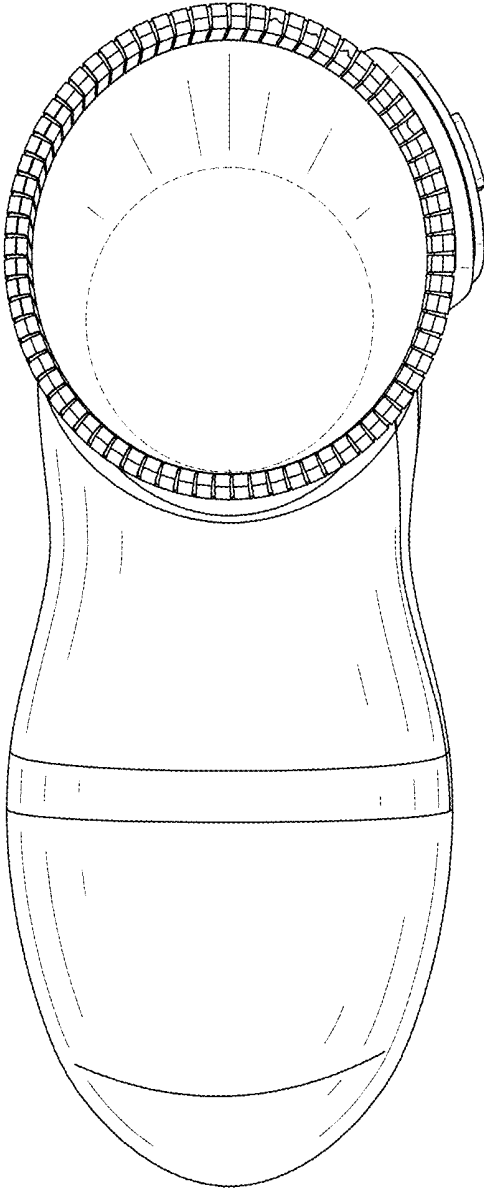


FIG. 7



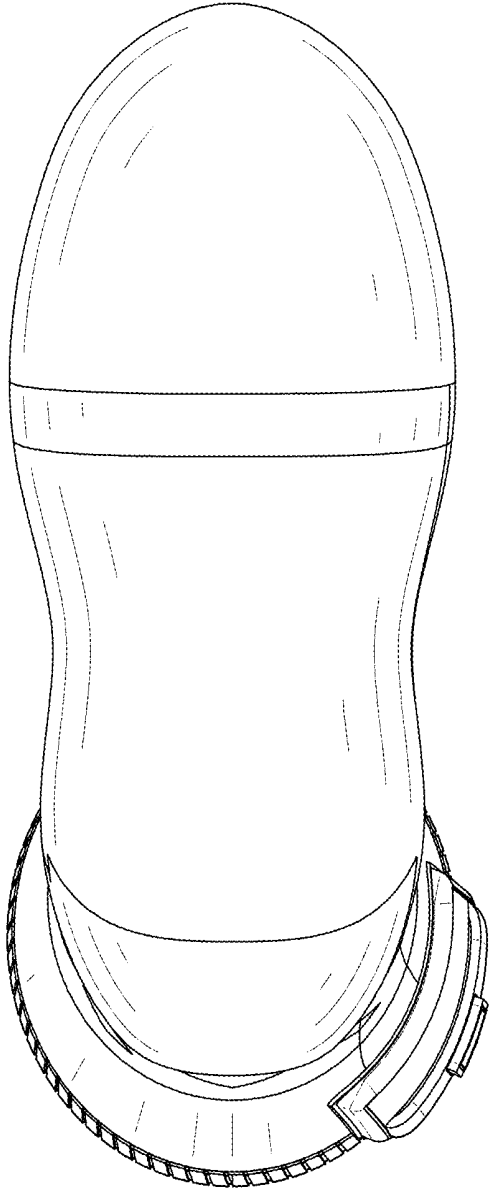


FIG. 8

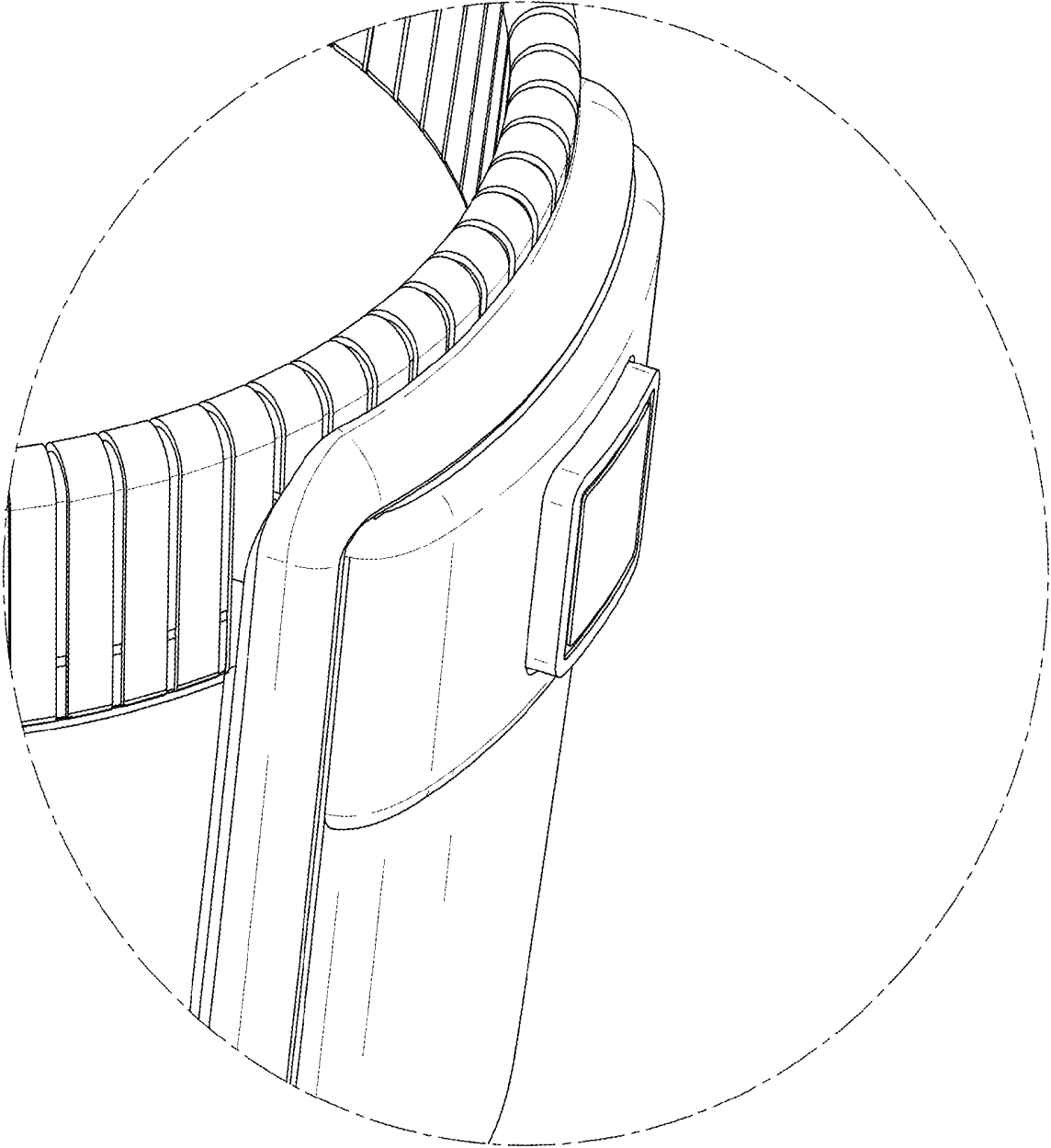


FIG. 9