



Prüfbericht-Nr.: <i>Test Report No.:</i>	16086766 001	Auftrags-Nr.: <i>Order No.:</i>	174074559	Seite 1 von 6 Page 1 of 6	
Kunden-Referenz-Nr.: <i>Client Reference No.:</i>	N/A	Auftragsdatum: <i>Order date:</i>	03.11.2017		
Auftraggeber: <i>Client:</i>	Felcon International Development Ltd. / Flat W, 17/F, International Industrial Centre, 2-8 Kwei Tei Street, Fotan, N.T. Hong Kong				
Prüfgegenstand: <i>Test item:</i>	Changing units for domestic use				
Bezeichnung / Typ-Nr.: <i>Identification / Type No.:</i>	Change Table Supreme model / HY-11				
Auftrags-Inhalt: <i>Order content:</i>	Test requirements for Mechanical character, Marking and Labeling				
Prüfgrundlage: <i>Test specification:</i>	EN 12221-1/-2:2008+A1:2013 (excluding cl. 4.2) Safety requirements and test methods for Changing units for domestic use				
Wareneingangsdatum: <i>Date of receipt:</i>	03.11.2017				
Prüfmuster-Nr.: <i>Test sample No.:</i>	A000644686-001				
Prüfzeitraum: <i>Testing period:</i>	13.11.2017 – 15.11.2017				
Ort der Prüfung: <i>Place of testing:</i>	Unit 201, No.7 Caipin Road, Guang-zhou, P.R. China				
Prüflaboratorium: <i>Testing laboratory:</i>	TÜV Rheinland (Guangdong) Ltd.				
Prüfergebnis*: <i>Test result*:</i>	Pass				
geprüft von / tested by:		kontrolliert von / reviewed by:			
16.11.2017	Rachel Jian / Engineer			16.11.2017	Allen Guo / Reviewer
Datum <i>Date</i>	Name / Stellung <i>Name / Position</i>	Unterschrift <i>Signature</i>		Datum <i>Date</i>	Name / Stellung <i>Name / Position</i>
					
Sonstiges / Other:					
Zustand des Prüfgegenstandes bei Anlieferung: <i>Condition of the test item at delivery:</i>		Prüfmuster vollständig und unbeschädigt <i>Test item complete and undamaged</i>			
* Legende: 1 = sehr gut 2 = gut 3 = befriedigend 4 = ausreichend 5 = mangelhaft P(ass) = entspricht o.g. Prüfgrundlage(n) F(ail) = entspricht nicht o.g. Prüfgrundlage(n) N/A = nicht anwendbar N/T = nicht getestet Legend: 1 = very good 2 = good 3 = satisfactory 4 = sufficient 5 = poor P(ass) = passed a.m. test specification(s) F(ail) = failed a.m. test specification(s) N/A = not applicable N/T = not tested					
Dieser Prüfbericht bezieht sich nur auf das o.g. Prüfmuster und darf ohne Genehmigung der Prüfstelle nicht auszugsweise vervielfältigt werden. Dieser Bericht berechtigt nicht zur Verwendung eines Prüfzeichens. <i>This test report only relates to the a. m. test sample. Without permission of the test center this test report is not permitted to be duplicated in extracts. This test report does not entitle to carry any test mark.</i>					



Prüfbericht-Nr.: 16086766 001
Test Report No.:

Seite 2 von 6
Page 2 of 6

**Liste der verwendeten Prüfmittel
List of used test equipment**

Prüfmittel <i>Test equipment</i>	Prüfmittel-Nr. / ID-Nr. <i>Equipment No. / ID-No.</i>	Nächste Kalibrierung <i>Next calibration</i>
See remark		

Prüfbericht-Nr.: 16086766 001
Test Report No.:

Seite 3 von 6
Page 3 of 6

Produktbeschreibung
Product description

1	Produktdetails <i>Product details</i>	Change Table Supreme model / HY-11
2	Maße / Gewicht <i>Dimensions / Weight</i>	H x W x D: 1025 x 820 x 590 mm Weight :10.66 kg
3	Bedienelemente <i>Operating elements</i>	4 castors with lock
4	Ausstattung / Zubehör <i>Equipment / Accessories</i>	N/A
5	Verwendete Materialien <i>Used materials</i>	Plastic, Foam, Fabric
6	Sonstiges <i>Other</i>	N/A

Pic. 1: Front view

Pic. 2: Side view 1



Pic. 3: Side view 2

Pic. 4: Bottom view



Prüfbericht-Nr.: 16086766 001 Seite 4 von 6
Test Report No.: Page 4 of 6

Absatz	EN 12221-1/-2:2008+A1:2013 (excluding cl. 4.2)	Messergebnisse - Bemerkungen	Bewertung
Clause	Anforderungen - Prüfungen / Requirements - Tests	Measuring results - Remarks	Evaluation

EN 12221-1:2008+A1:2013 Changing units for domestic use – Part 1: Safety requirements			
EN 12221-2:2008+A1:2013 Changing units for domestic use – Part 2: Test methods			
1	Scope		
2	Normative references		
3	Terms and definitions		
4	General requirements		
4.1	Dimensions (EN 12221-2:2008+A1:2013, 5.2) Type 1 - changing units at least width: 380 mm, length: 650 mm; Type 2 - changing units at least width: 550 mm and length: 750 mm.	Type 1	/
4.2	Materials	(refer to Note #1)	/
4.2.1	Wood (EN 12221-2:2008+A1:2013, 5.1)		N/T
4.2.2	Surface and materials (EN 71-3)		N/T
/	[for FRANCE market only (Annex A)] Flammability (EN 71-2)		N/T
5	Construction		
5.1	Holes, gaps and openings		/
5.1.1	Entrapment of fingers (EN 12221-2:2008+A1:2013, 5.3.1)		P
5.1.2	Entrapment of limbs (EN 12221-2:2008+A1:2013, 5.3.2)		P
5.1.3	Entrapment of head, neck and torso		/
5.1.3.1	Within the accessibility zone there shall be no hole, gap or opening larger than 65 mm and less than 223 mm. (EN 12221-2:2008+A1:2013, 5.3.3.1)		P
5.1.3.2	Within the area 600 mm above the floor to the accessibility zone, there shall be no hole, gap or opening accessible in normal use that allows the type 1 head probe to pass completely through unless it also allows the type 2 head probe to pass completely through. (EN 12221-2:2008+A1:2013, 5.3.3.2)		P
5.1.3.3	Within the area 200 mm above the floor to the accessibility zone any hole, gap or opening accessible in normal use that allows the type 1 head probe to pass completely through shall not be a V-shaped opening. (EN 12221-2:2008+A1:2013, 5.3.3.3)		P
5.1.4	Cords, strings and other narrow fabrics (EN 12221-2:2008+A1:2013, 5.3.4)		P
5.1.5	Loops (EN 12221-2:2008+A1:2013, 5.3.5)		N/A
5.2	Edges and protruding parts (EN 12221-2:2008+A1:2013, 5.3.6)		P
5.3	Moving Parts (EN 12221-2:2008+A1:2013, 5.4)		P
5.4	Locking and folding mechanisms of the complete unit (EN 12221-2:2008+A1:2013, 5.10)		N/A
5.5	Small detachable components (EN 12221-2:2008+A1:2013, 5.5)		P

Prüfbericht-Nr.: 16086766 001 Test Report No.:		Seite 5 von 6 Page 5 of 6	
Absatz Clause	EN 12221-1/-2:2008+A1:2013 (excluding cl. 4.2) Anforderungen - Prüfungen / Requirements - Tests	Messergebnisse - Bemerkungen Measuring results - Remarks	Bewertung Evaluation
5.6	Castors/wheels (EN 12221-2:2008+A1:2013, 5.12)		P
5.7	Self-tapping screws		P
5.8	Stability (EN 12221-2:2008+A1:2013, 5.6)		P
5.9	Strength (EN 12221-2:2008+A1:2013, 5.7)		P
5.10	Extension elements		N/A
5.11	Barriers (EN 12221-2:2008+A1:2013, 5.8)		P
5.12	Changing board flap		/
5.12.1	Impact test (EN 12221-2:2008+A1:2013, 5.9.1)		N/A
5.12.2	Drop test (EN 12221-2:2008+A1:2013, 5.9.2)		P
5.13	Child bath tub (EN 12221-2:2008+A1:2013, 5.11)		P
6	Plastic packaging		P
7	Instruction for use		P
8	Marking		P
9	Purchase information		P
/	Annex A (informative) A-deviations		

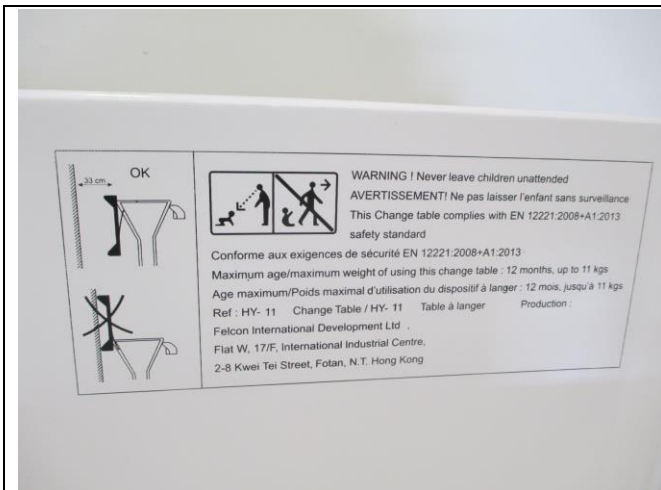
Note:

#1. Per applicant's confirmation, this clause was not requested to verify on the submitted specimens.

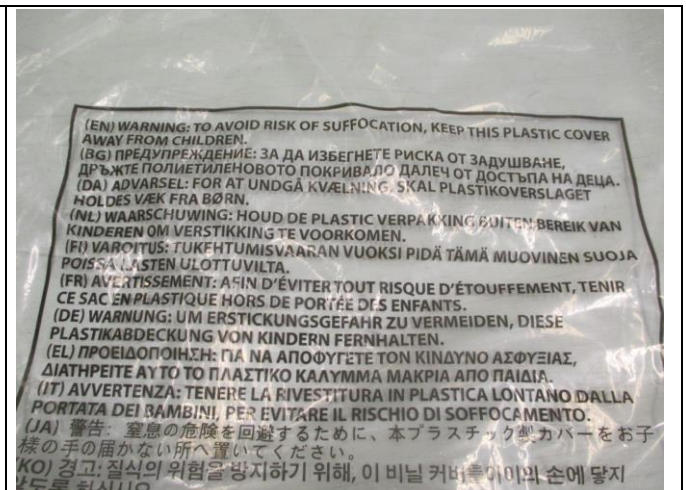
Remark :

- List of used test equipment could be traceable and provided separately upon request.
- Clause(s) with the symbol “ / ” in the result refers to the result(s) of its sub-clause(s).
- Detailed information regarding measurement uncertainty is available in the test laboratory(s) and could be shown on client request. Deviation report in Simplified Chinese is available on client's request.

Pictures of remarks:



Pic.5: Marking on the product

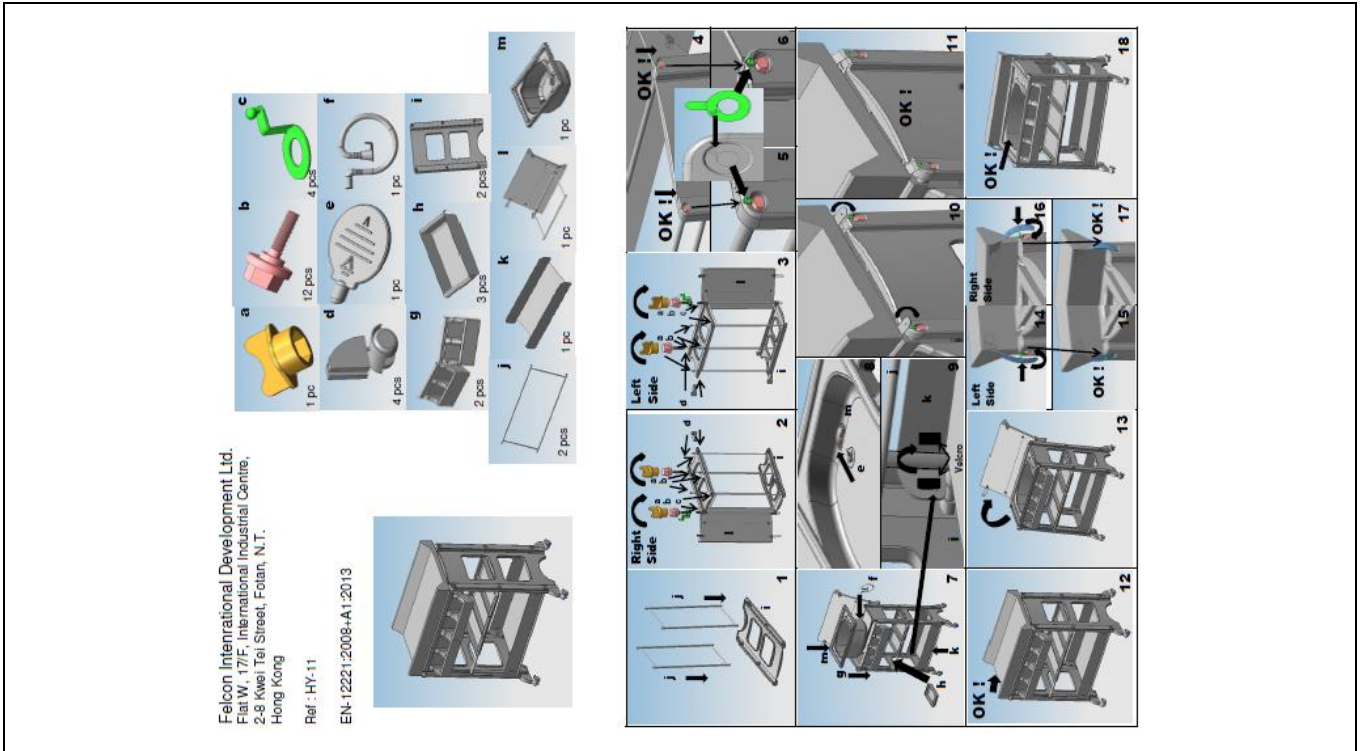


Pic.6: Warning on plastic bag

Prüfbericht-Nr.: 16086766 001
Test Report No.:

Seite 6 von 6
Page 6 of 6

Absatz	EN 12221-1/-2:2008+A1:2013 (excluding cl. 4.2)	Messergebnisse - Bemerkungen	Bewertung
Clause	Anforderungen - Prüfungen / Requirements - Tests	Measuring results - Remarks	Evaluation



Felcon International Development Ltd.
Flat W, 17/F, International Industrial Centre,
2-8 Kwai Tei Street, Fokan, N.T.,
Hong Kong

Ref.: HY-11

EN-12221:2008-A1:2013

Pic.7: Instructions for use (1)

REF. HY-11 Change Table Supreme Model
This change table complies with EN 12221:2008-A1:2013 safety standards

IMPORTANT : Retain for future reference. Read carefully

- * **WARNING !** Never leave your child unattended
- * **WARNING !** Always make sure that the changing mat is fixed correctly to the frame before using
- * Maximum age/maximum weight of using this change table : 12 months, up to 11 kgs
- * Keep the changing table away from open fire, or other sources of strong heat, such as electric or gas heaters, or any electrical devices.
- * Do not use this change table if any parts seem to be broken or missing
- * All assembly fittings, or screws must always be tightened properly and checked regularly
- * All lockable castors/wheels are fitted, they shall be locked when the change table is in use.
- * Any additional or spare parts must only be obtained from the manufacturer or distributor
- * Do not use this changing table for a manner it was not designed for.

Care & Maintenance

- For normal cleaning, use a sponge with slightly soapy water
- Never clean with abrasive, ammonia based, bleach or alcohol-based cleaner.

Felcon International Development Ltd.
Flat W, 17/F, International Industrial Centre,
2-8 Kwai Tei St., Fokan, N. T. Hong Kong

Pic.8: Instructions for use (2)

*** End of test report ***